
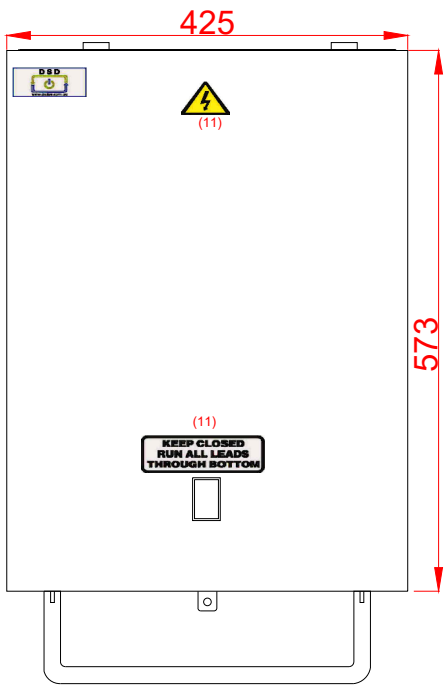


Profile View RHS  
Door Open

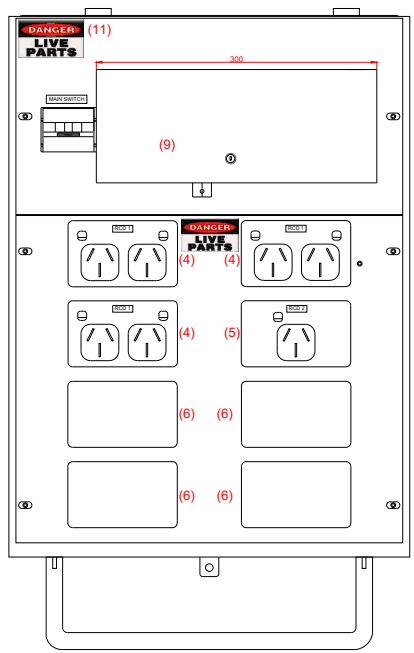


Profile View LHS  
Door Closed

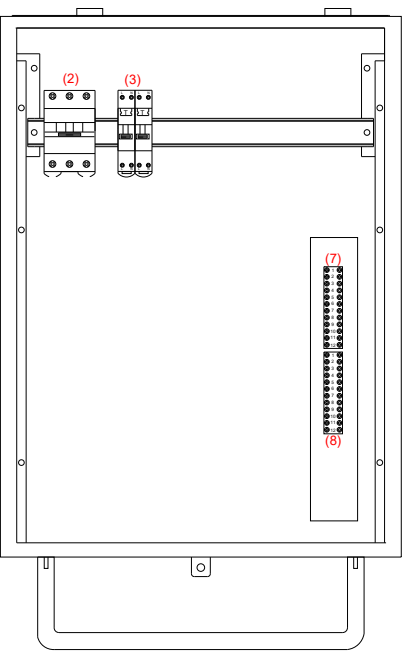
Component Details		Dwg Reference
Enclosure	AS/NZ3012 Galvanised Powdercoated Steel X-15,Orange, IP44, Pad Lockable	(1)
Main Switch	100A 3P Isolator, Wired from Single Pole on Load Side	(2)
RCBOs	20A 1P, 6kA, Double Pole	(3)
GPOs	Double Gang, 10A Outlet	(4)
GPOs	Single Gang, 15A Outlet	(5)
Blank Plates	Blank Plates for Future GPO Positions	(6)
Earth Bar	100A 12 way	(7)
Neutral Bar	100A 12 way	(8)
RCD Cover	Galvanised Powdercoated Steel, X-15 Orange, Pad / Key Lockable	(9)
Door Stay	Galvanised Powdercoated Steel Door Retainer	(10)
Compliance Stickers	AS/NZ 3012 Sticker Kit	(11)



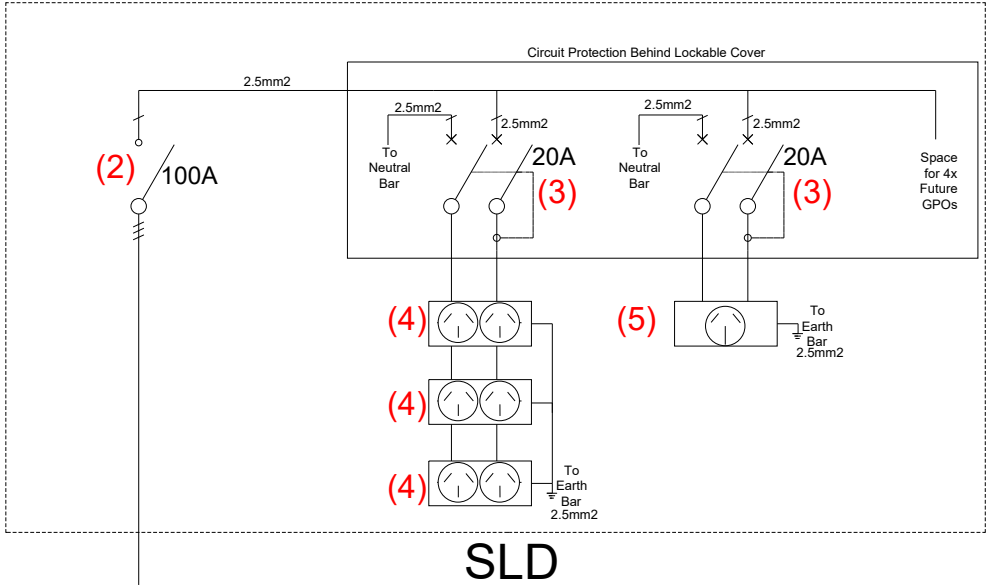
External View



Internal View  
Escutcheon On



Internal View



SLD